



102G

Low swivel chair,
synchronous mechanism,
back height adjustment,
weight adjustment,
black aluminium base



322G

Swivel armchair high with headrest,
synchronous mechanism,
back height adjustment,
weight adjustment,
black aluminium base,
armrests opt.



Goal is a top-quality all-inclusive solution for
everyday ergonomic relaxation.

nice } price }

This classic chair lets you unwind at work and makes it easier to handle every day tasks successfully and with greater appreciation. Our everyday life is made up of the things that surround us all day long and changes do not simply occur – they are a result of how we handle things. Goal puts you in a position to turn expertise into success. Its variations are as diverse as the persons using them; Goal emphasises the language of the individual corporate identity in various ways, yet always in a pleasant manner. Each position has its own story.

-
-
-
-










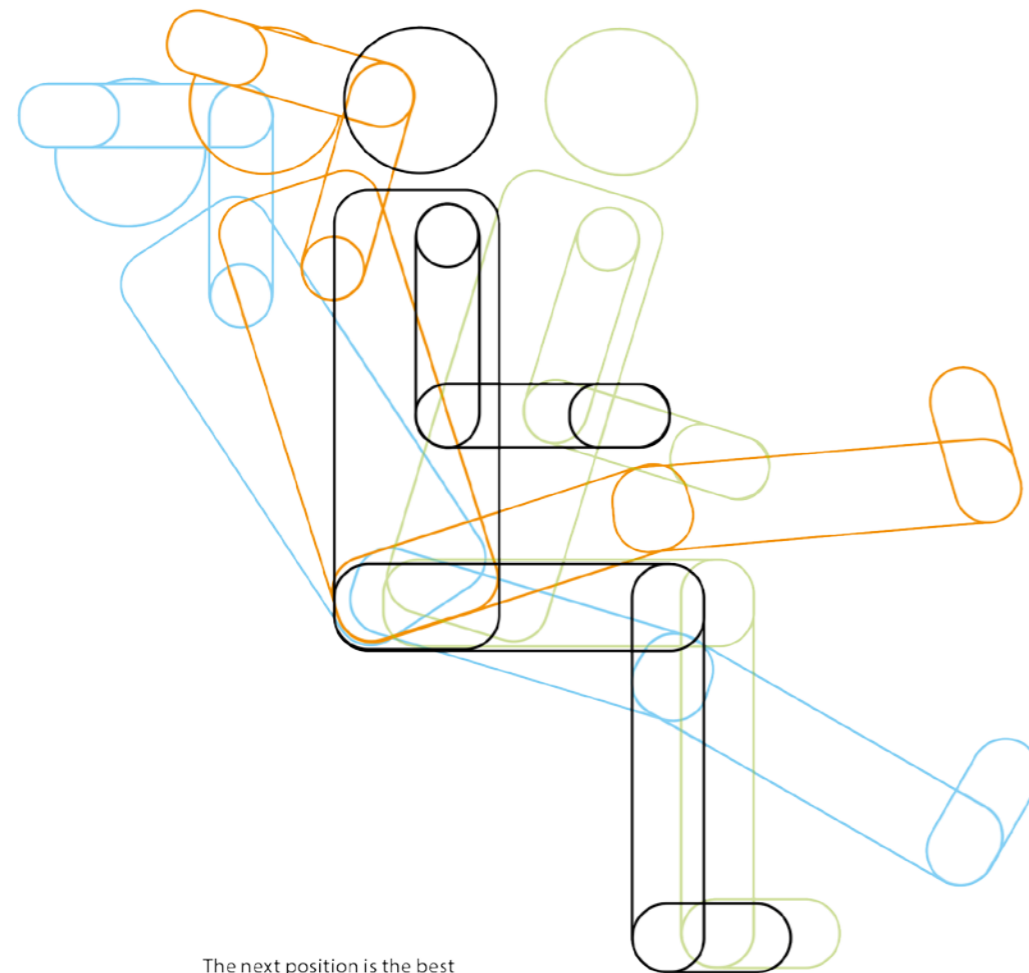
Easily adjusted to your weight, large weight range of 45 kg – 130 kg

Strikingly beautiful shape and lines of the backrest



Base designs in black polyamide,
aluminium black, brilliant silver,
polished





The next position is the best

From the seating specialists

Fact: from an anatomical point of view ergonomics means movement because movement is a critical part of office health. It is a law of nature that effective work processes are one of the most important sources of value-added in the company. Back problems are the greatest causes of absence


and eases the pain for those who already suffer. What does an Interstuhl chair do? The patient therapist offers support in each posture. It generates a feeling of well-being in all positions and brings measurable relief.

Naturally, the courage to follow our philosophy of dynamic sitting has meant a break with all the


philosophy of doing it with gusto, reclining, lounging, looking out the window, concentrating.

"You can sit however you want. Just sit on the right chair." Each new product development with leading research institutes confirms this and it is substantiated by scientific input. The result: Interstuhl chairs accommodate


- 1** Synchronous mechanism




The synchronous movement of the seat and backrest provides optimum support for the back in every position; the push effect is eliminated.
- 2** Sprung column




This ensures that the spine, which is very sensitive to vertical jolts, is not subjected to excessive loads when sitting down, even at the lowest seat height.
- 3** Base seat height setting




The seat height is a precondition for good sitting. The base seat height adjustment extends the DIN-defined adjustment range and allows ideal sitting for short or tall users.
- 4** Weight adjustment




The individually adjustable counter-pressure of the backrest permits correct sitting for both light and heavy users.
- 5** Back height adjustment




The support range for the lumbar spine can be ideally adjusted to the height of the user.
- 6** Seat depth adjustment




Regulates the distance between the backrest and front edge of the seat, thus providing optimum support for the upper thighs; even for taller users.
- 7** Adjustable seat inclination




Multiple adjustment of the seat in a forwards direction stops the pelvis from tilting back. This relieves the spine and avoids a poor posture.
- 8** Adjustable lumbar support



The horizontally adjustable lumbar support adapts to the individual curve of the lumbar spine; this reduces the muscle strain.
- 9** Adjustable armrests



Height adjustment to take the strain off the neck muscles. Width adjustment and pivoting for optimum support angle, depth adjustment for optimum distance to the desk.
- 10** Headrest



The neck and shoulder muscles are relieved by the headrest when you lean back.

Office swivel chairs / High armchairs



Visitor chairs



| Model | 102G | 152G | 302G | 322G | 400G | 450G | 510G (or Fig. 500G) | 560G (or Fig. 550G) |
|------------------|------|------|------|------|----------------------|--------------------------------|------------------------|----------------------------|
| Swivel chair low | | | | | Four legs, stackable | Four legs, armrests, stackable | Cantilever frame | Cantilever frame, armrests |

| | | | | | | | | |
|--|-----------|-----------|-----------|-----------|-----------|-----------|-----------|-----------|
| Backrest height in cm (approx.) | 43 | 53 | 65 | 65 | 52 | 52 | 52 | 52 |
| Backrest plastic | • | • | • | • | • | • | • | • |
| Polyamide base black | • | • | • | • | - | - | - | - |
| Aluminium base black / brilliant silver / polished | ◦ / ◦ / ◦ | ◦ / ◦ / ◦ | ◦ / ◦ / ◦ | ◦ / ◦ / ◦ | - | - | - | - |
| Stainless steel frame black / brilliant silver / chromed | - | - | - | - | • / ◦ / ◦ | • / ◦ / ◦ | • / ◦ / ◦ | • / ◦ / ◦ |
| Synchronous mechanism | • | • | • | • | - | - | - | - |
| Five seat height setting | ◦ | ◦ | ◦ | ◦ | - | - | - | - |
| 5-Prong column ¹ | ◦ | ◦ | ◦ | ◦ | - | - | - | - |
| Seat height adjustment | • | • | • | • | - | - | - | - |
| Seat height adjustment | • | • | • | • | - | - | - | - |
| Seat depth adjustment | ◦ | ◦ | ◦ | ◦ | - | - | - | - |
| Adjustable seat inclination | ◦ | ◦ | ◦ | ◦ | - | - | - | - |
| Adjustable lumbar support | ◦ | ◦ | ◦ | ◦ | - | - | - | - |
| Headrest | - | - | - | • | - | - | - | - |
| 3-D T-armrests, adjustable in height and width | ◦ | ◦ | ◦ | ◦ | - | - | - | - |
| 3-D T-armrests, adjustable in height, width and depth, rotatable | ◦ | ◦ | ◦ | ◦ | - | - | - | - |
| Double castors hard / soft | • / ◦ | • / ◦ | • / ◦ | • / ◦ | - | - | - | - |
| Castors | ◦ | ◦ | ◦ | ◦ | - | - | - | - |
| Castors hard / soft | - | - | - | - | • / ◦ | • / ◦ | - / ◦ | - / ◦ |
| Stackable | - | - | - | - | • | • | 500G | 550G |



450G



400G

Four legs,
stackable



560G

Cantilever frame with
armrests, chromed opt.